


| TOP Operators | | |
|--------------------|------------|------------|
| | 30.июн.09 | 31.май.09 |
| 1 Kyivstar | 22 223 553 | 22 728 817 |
| 2 MTS | 17 781 297 | 17 730 788 |
| 3 Astelit | 11 697 000 | 11 570 000 |
| 4 Vimpelcom | 1 933 925 | 1 893 197 |

Source: Company data, ACM-Consulting estimates

| Total Mobile Subscribers (SIM cards) | | |
|---|-------------------|-------------------|
| | 30.июн.09 | 31.май.09 |
| Total number of mobile subs in Ukraine | 54 829 775 | 55 056 802 |
| <i>Penetration Ukraine</i> | 119,1% | 119,5% |

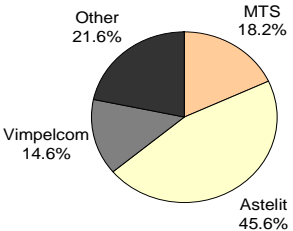
Source: ACM-Consulting estimates

Advanced Communications & Media
 11/2a Armyansky pereulok
 Moscow 101990
 Russia
 Phone: +7 495 933-5578 / 623-5480
 Email: ap@acm-consulting.com



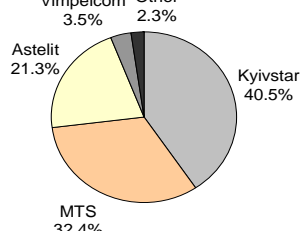
Advanced Communications & Media

Net Additions (June 2009)




| Operator | Percentage |
|-----------|------------|
| Astelit | 45.6% |
| Other | 21.6% |
| MTS | 18.2% |
| Vimpelcom | 14.6% |

Market Breakdown (30-Jun-09)



| Operator | Percentage |
|-----------|------------|
| Kyivstar | 40.5% |
| MTS | 32.4% |
| Astelit | 21.3% |
| Vimpelcom | 3.5% |
| Other | 2.3% |

Note: Kyivstar recorded negative net additions in June mainly due to change in subscriber accounting policy



Ukraine