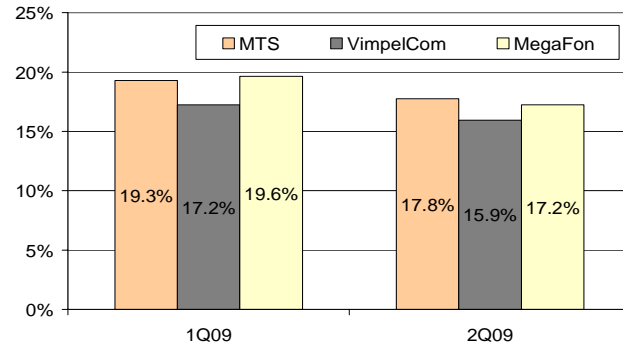


Total Russian VAS Market

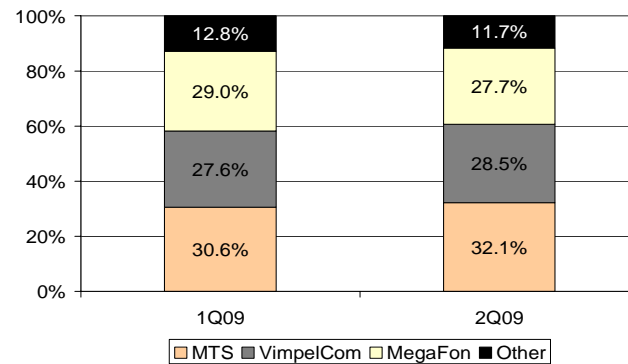
	2Q09	1Q09
VAS revenues, RUR mln (gross)	27 045,9	29 041,7
<i>Growth q-o-q</i>	-6,9%	7,1%
VAS ARPU, RUR (gross)	46,5	51,1
<i>Growth q-o-q</i>	-9,0%	6,7%
VAS share in revenues* (gross)	16,6%	17,7%

*Revenue=Operating Revenue excluding Sales of Equipment

VAS Share in Revenues



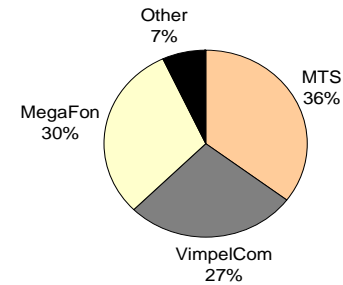
VAS Market Breakdown by Operator



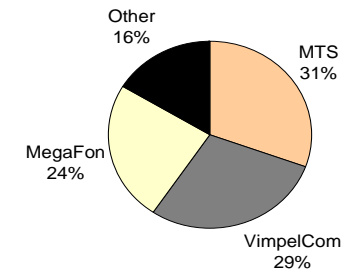
VAS Segmentation

	2Q09	1Q09
Content revenue, RUR mln (gross)	7 277,2	7 371,1
<i>Growth q-o-q</i>	-1,3%	6,0%
Data revenue, RUR mln (gross)	7 754,3	7 811,2
<i>Growth q-o-q</i>	-0,7%	17,7%
Messaging revenue, RUR mln (gross)	11 084,9	12 937,4
<i>Growth q-o-q</i>	-14,3%	2,8%
Other VAS revenue, RUR mln (gross)	929,5	922,0
<i>Growth q-o-q</i>	0,8%	-2,9%

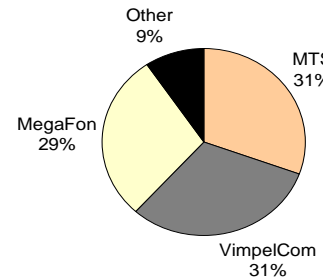
Content Market Breakdown (2Q09)



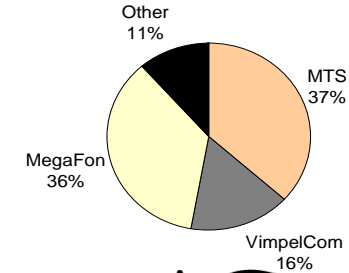
Messaging Market Breakdown (2Q09)



Data Market Breakdown (2Q09)



Other VAS Market Breakdown (2Q09)



Advanced Communications & Media

11/2a Armyansky pereulok
 Moscow 101990
 Russia
 Phone: +7 495 933-5578 / 623-5480
 Email: info@acm-consulting.com



Advanced Communications & Media



Russia

SOURCE: Company data, ACM-Consulting estimates