

TOP 10 Operators			
		28.фев.09	31.январ.09
1	MTS	96 165 792	95 766 697
	Russia	64 833 081	64 488 559
	Moscow	15 232 216	15 189 313
	Ukraine (UMC)	18 023 383	18 146 435
	Uzbekistan (Uzdunrobita)	5 802 655	5 734 575
	Turkmenistan (Barash Communications)	1 066 522	1 000 596
	Armenia (Viva Cell)	2 046 599	2 028 551
	Unconsolidated Belarus	4 393 552	4 367 981
2	Vimpelcom	62 153 467	61 752 931
	Russia	48 771 004	48 355 151
	Moscow	9 922 000	9 782 734
	Kazakhstan (KaR-Tel)	6 352 418	6 319 646
	Ukraine (URS)	1 913 336	1 953 312
	Tajikistan (Tacom)	707 055	691 673
	Uzbekistan (Unitel, Buztel)	3 680 885	3 699 381
	Armenia (Armentel)	485 939	500 979
	Georgia	242 830	232 789
3	MegaFon	43 611 202	43 673 287
	Russia	43 397 964	43 471 278
	Moscow	6 423 810	6 410 156
	Tajikistan	213 238	202 009
4	Tele2	10 600 000	10 500 000
5	Uralsvyazinform	5 735 000	5 703 949
6	Sibirtelecom	4 977 969	4 944 433
7	SMARTS Group	3 500 013	3 500 108
8	NCC (former N.Novgorod Cellular Comms)	2 640 000	2 630 000
9	Cellular Communications MOTIV	1 491 669	1 488 911
10	New Telephone Company	1 260 072	1 244 522

Source: Company data, ACM-Consulting estimates

Advanced Communications & Media

11/2a Armyansky pereulok
Moscow 101990

Russia

Phone: +7 495 933-5578 / 623-5480

Email: ap@acm-consulting.com



Russia



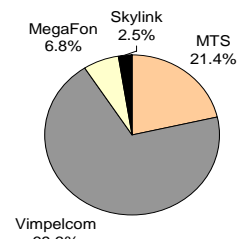
Advanced Communications & Media

Total Mobile Subscribers (SIM cards)			
	28.фев.09	31.январ.09	
Total number of mobile subs in Russia	189 610 000	188 720 000	
Penetration Russia*	130,6%	130,0%	
Total number of mobile subs in Moscow	31 988 026	31 787 203	
Penetration Moscow*	188,3%	187,2%	
Total number of mobile subs in St.Petersburg	10 681 834	10 634 054	
Penetration St.Petersburg*	168,5%	167,7%	
Total number of mobile subs in Regions	146 940 140	146 298 743	
Penetration regions*	120,6%	120,1%	

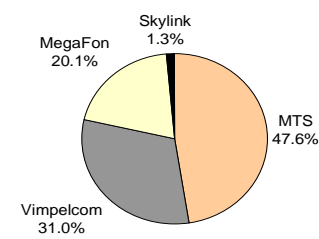
* based on official Goskomstat pops figure

Source: ACM-Consulting estimates

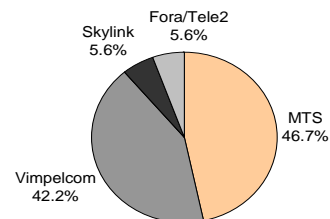
Moscow Net Additions (Feb 2009)



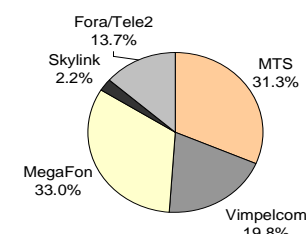
Moscow Market Breakdown (28-Feb-09)



St.Pete Net Additions (Feb 2009)

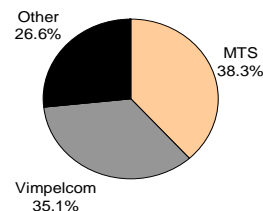


St.Pete Market Breakdown (28-Feb-09)

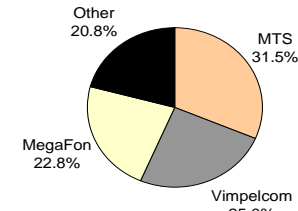


Note: MegaFon recorded negative net additions in February

Regions Net Additions (Feb 2009)

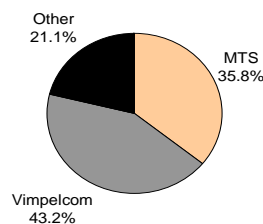


Regions Market Breakdown (28-Feb-09)

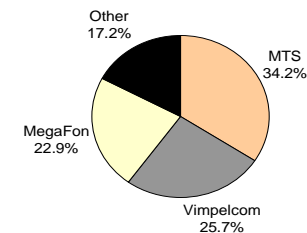


Note: MegaFon recorded negative net additions in February

Russia Net Additions (Feb 2009)



Russia Market Breakdown (28-Feb-09)



Note: MegaFon recorded negative net additions in February