

TOP 10 Operators			
		30.июн.09	31.май.09
1	MTS	99 513 501	98 417 786
	Russia	67 422 678	66 469 249
	Moscow	15 355 565	15 167 171
	Ukraine (UMC)	17 781 297	17 730 788
	Uzbekistan (Uzdunrobita)	6 527 311	6 506 160
	Turkmenistan (Barash Communications)	1 252 670	1 233 385
	Armenia (Viva Cell)	2 045 636	2 039 923
	Unconsolidated Belarus	4 483 909	4 438 281
2	Vimpelcom	63 597 224	63 617 700
	Russia	49 971 121	50 123 498
	Moscow	10 525 397	10 567 294
	Kazakhstan (KaR-Tel)	6 634 960	6 508 709
	Ukraine (URS)	1 933 925	1 893 197
	Tajikistan (Tacom)	677 088	677 111
	Uzbekistan (Unitel, Buztel)	3 604 599	3 655 909
	Armenia (Armentel)	486 339	483 072
	Georgia	289 192	276 204
3	MegaFon	45 594 153	44 834 186
	Russia	45 360 791	44 607 811
	Moscow	6 895 662	6 837 717
	Tajikistan	233 362	226 375
4	Tele2	11 150 000	10 950 000
5	Uralsvyazinform	6 001 373	5 920 382
6	Sibirtelecom	5 209 029	5 136 287
7	SMARTS Group	3 502 066	3 501 765
8	NCC (former N.Novgorod Cellular Comms)	2 770 000	2 740 000
9	Cellular Communications MOTIV	1 516 711	1 506 668
10	New Telephone Company	1 282 952	1 287 150

Source: Company data, ACM-Consulting estimates

Advanced Communications & Media

11/2a Armyansky pereulok

Moscow 101990

Russia

Phone: +7 495 933-5578 / 623-5480

Email: ap@acm-consulting.com



Russia



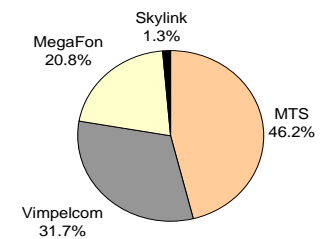
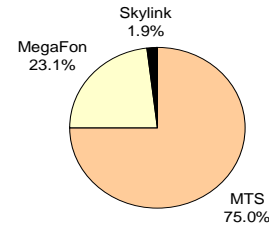
Advanced Communications & Media

Total Mobile Subscribers (SIM cards)			
	30.июн.09	31.май.09	
Total number of mobile subs in Russia	196 610 000	194 700 000	
Penetration Russia*	135,4%	134,1%	
Total number of mobile subs in Moscow	33 216 624	33 007 182	
Penetration Moscow*	195,6%	194,3%	
Total number of mobile subs in St.Petersburg	11 166 244	10 999 762	
Penetration St.Petersburg*	176,1%	173,5%	
Total number of mobile subs in Regions	152 227 132	150 693 056	
Penetration regions*	124,9%	123,7%	

* based on official Goskomstat pops figure

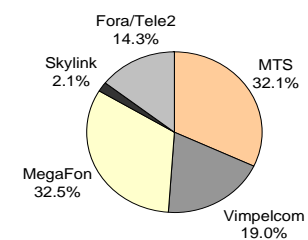
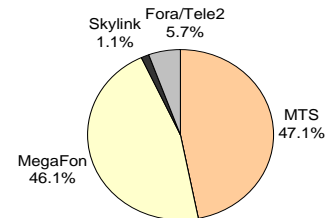
Source: ACM-Consulting estimates

Moscow Net Additions (June 2009) **Moscow Market Breakdown (30-Jun-09)**



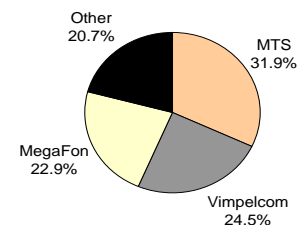
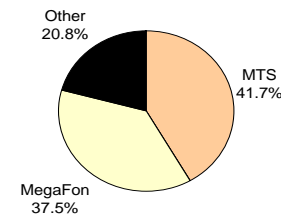
Note: Vimpelcom recorded negative net additions in June

St.Pete Net Additions (June 2009) **St.Pete Market Breakdown (30-Jun-09)**



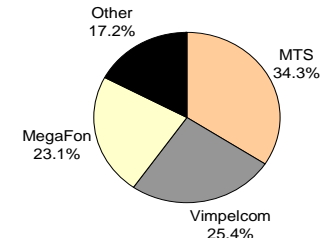
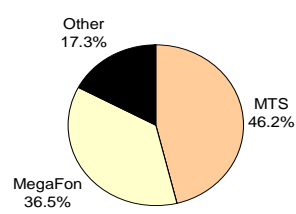
Note: Vimpelcom recorded negative net additions in June

Regions Net Additions (June 2009) **Regions Market Breakdown (30-Jun-09)**



Note: Vimpelcom recorded negative net additions in June

Russia Net Additions (June 2009) **Russia Market Breakdown (30-Jun-09)**



Note: Vimpelcom recorded negative net additions in June