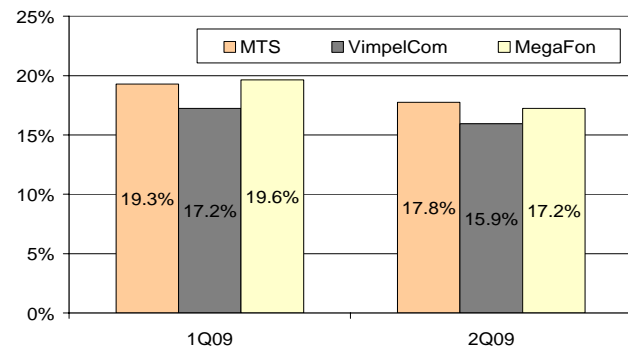


Total Russian VAS Market

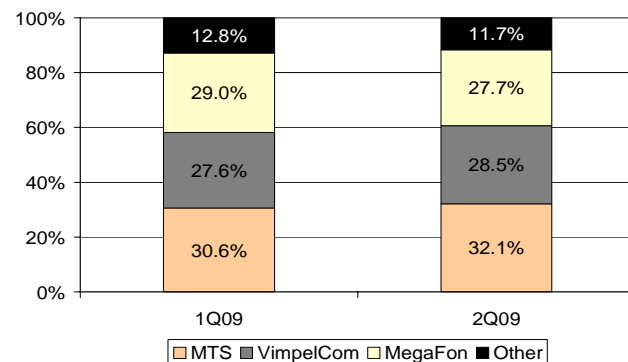
	2Q09	1Q09
VAS revenues, US\$ mln (gross)	840,2	856,2
<i>Growth q-o-q</i>	-1,9%	-13,9%
VAS ARPU, US\$ (gross)	1,5	1,5
<i>Growth q-o-q</i>	-4,1%	-14,2%
VAS share in revenues* (gross)	16,6%	17,7%

*Revenue=Operating Revenue excluding Sales of Equipment

VAS Share in Revenues



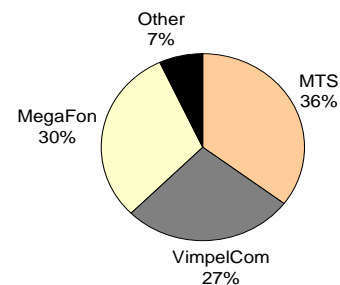
VAS Market Breakdown by Operator



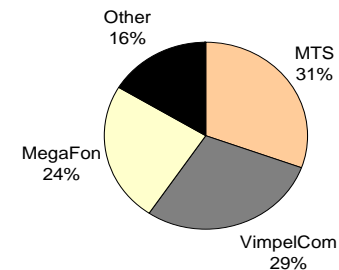
VAS Segmentation

	2Q09	1Q09
Content revenue, US\$ mln (gross)	226,1	217,3
<i>Growth q-o-q</i>	4,0%	14,7%
Data revenue, US\$ mln (gross)	240,9	230,3
<i>Growth q-o-q</i>	4,6%	-5,4%
Messaging revenue, US\$ mln (gross)	344,4	381,4
<i>Growth q-o-q</i>	-9,7%	-17,4%
Other VAS revenue, US\$ mln (gross)	28,8	27,2
<i>Growth q-o-q</i>	6,2%	-22,0%

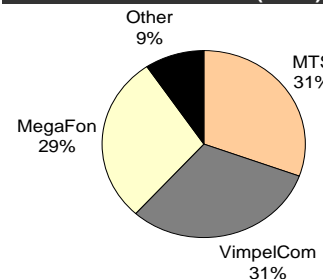
Content Market Breakdown (2Q09)



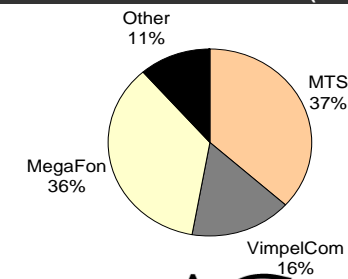
Messaging Market Breakdown (2Q09)



Data Market Breakdown (2Q09)



Other VAS Market Breakdown (2Q09)



Russia

Advanced Communications & Media

11/2a Armyansky pereulok
 Moscow 101990
 Russia
 Phone: +7 495 933-5578 / 623-5480
 Email: info@acm-consulting.com



Advanced Communications & Media

SOURCE: Company data, ACM-Consulting estimates