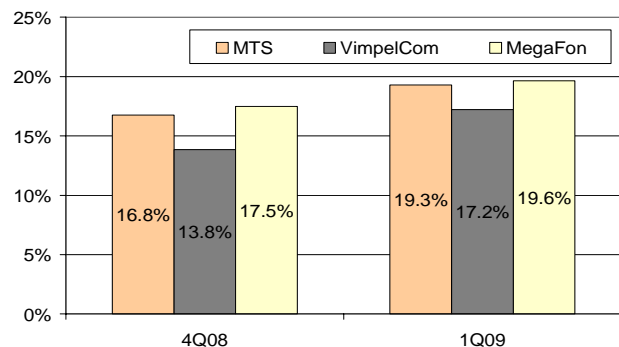


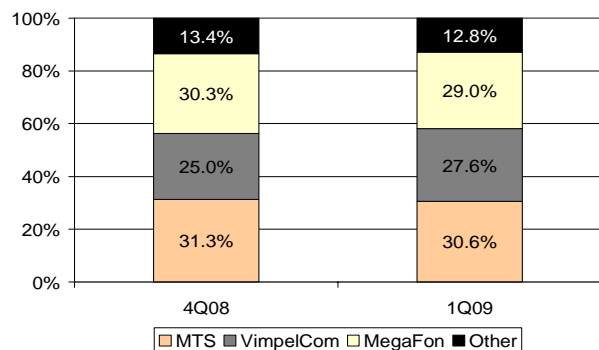
Total Russian VAS Market

	1Q09	4Q08
VAS revenues, US\$ mln (gross)	856,2	994,9
<i>Growth q-o-q</i>	-13,9%	-0,6%
VAS ARPU, US\$ (gross)	1,5	1,8
<i>Growth q-o-q</i>	-14,2%	-2,1%
VAS share in revenues (gross)	17,7%	15,1%

VAS Share in Revenues



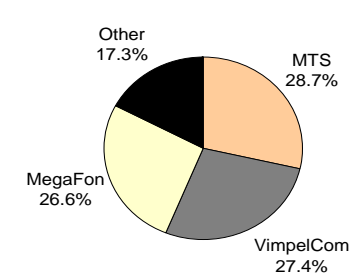
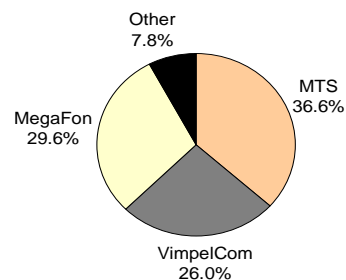
VAS Market Breakdown by Operator



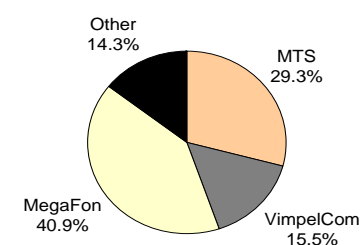
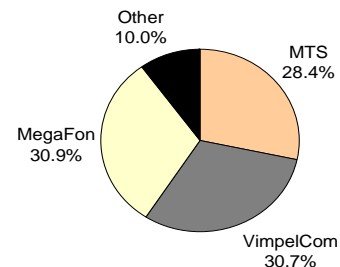
VAS Segmentation

	1Q09	4Q08
Content revenue, US\$ mln (gross)	217,3	254,9
<i>Growth q-o-q</i>	-14,7%	10,3%
Data revenue, US\$ mln (gross)	230,3	243,4
<i>Growth q-o-q</i>	-5,4%	1,4%
Messaging revenue, US\$ mln (gross)	381,4	461,6
<i>Growth q-o-q</i>	-17,4%	-7,1%
Other VAS revenue, US\$ mln (gross)	27,2	34,8
<i>Growth q-o-q</i>	-22,0%	4,5%

Content Market Breakdown (1Q09) Messaging Market Breakdown (1Q09)



Data Market Breakdown (1Q09) Other VAS Market Breakdown (1Q09)



Russia

Advanced Communications & Media

11/2a Armyansky pereulok
Moscow 101990
Russia
Phone: +7 495 933-5578 / 623-5480
Email: info@acm-consulting.com



Advanced Communications & Media

SOURCE: Company data, ACM-Consulting estimates