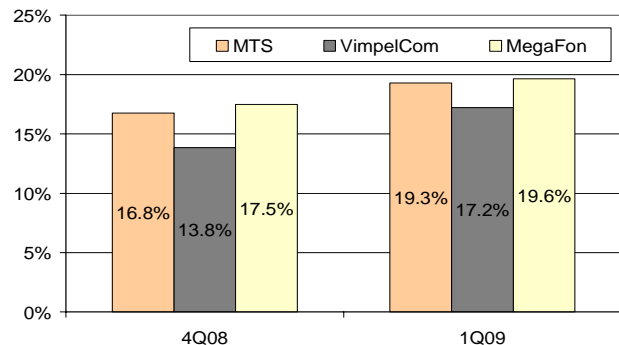


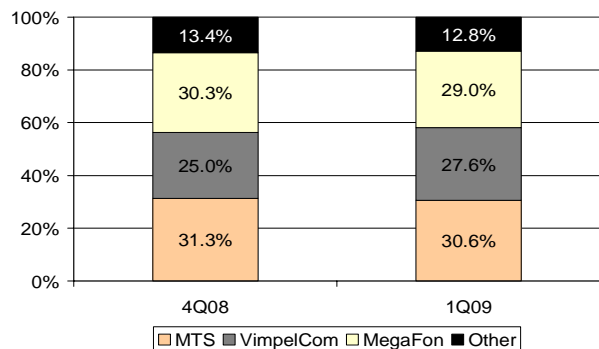
Total Russian VAS Market

	1Q09	4Q08
VAS revenues, RUR mln (gross)	29 041,7	27 124,7
<i>Growth q-o-q</i>	7,1%	11,7%
VAS ARPU, RUR (gross)	51,1	47,9
<i>Growth q-o-q</i>	6,7%	10,1%
VAS share in revenues (gross)	17,7%	15,1%

VAS Share in Revenues



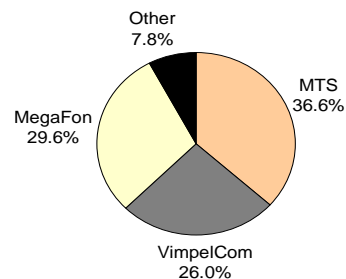
VAS Market Breakdown by Operator



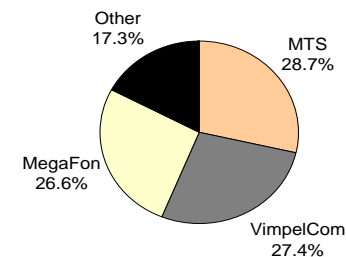
VAS Segmentation

	1Q09	4Q08
Content revenue, RUR mln (gross)	7 371,1	6 950,9
<i>Growth q-o-q</i>	6,0%	24,1%
Data revenue, RUR mln (gross)	7 811,2	6 637,3
<i>Growth q-o-q</i>	17,7%	14,0%
Messaging revenue, RUR mln (gross)	12 937,4	12 586,6
<i>Growth q-o-q</i>	2,8%	4,5%
Other VAS revenue, RUR mln (gross)	922,0	949,9
<i>Growth q-o-q</i>	-2,9%	17,5%

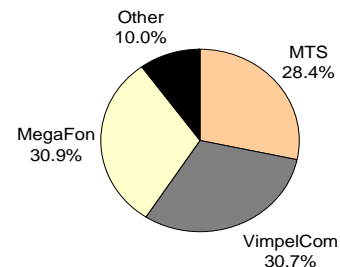
Content Market Breakdown (1Q09)



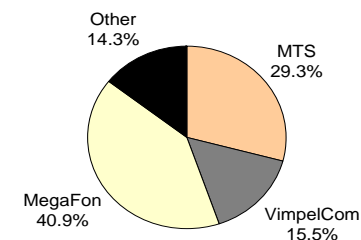
Messaging Market Breakdown (1Q09)



Data Market Breakdown (1Q09)



Other VAS Market Breakdown (1Q09)



Russia

Advanced Communications & Media

11/2a Armyansky pereulok
Moscow 101990
Russia
Phone: +7 495 933-5578 / 623-5480
Email: info@acm-consulting.com



Advanced Communications & Media

SOURCE: Company data, ACM-Consulting estimates